



HOW TO CREATE OR JOIN A TEAM

Creating or joining a team is quick and easy, just follow these steps:

If you are registering for the Walk for Change please start here and follow these steps. If you have already registered for the Walk for Change and would like to create or join a team please skip to page 2 for instructions!

1. Visit the official Walk for Change website at barccwalk.org
2. On the top right of the website click "Register"

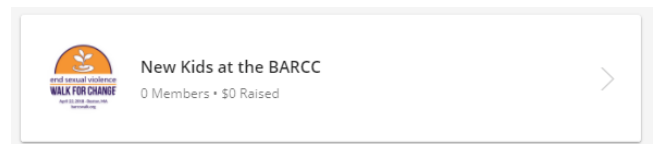


3. Select how you would like to register.

How would you like to register?



- Join a team: enter the name of the team you would like to join and the options will appear. Then simply click the team you would like to join. You will then be taken to the next screen to select your registration types and finish registration.



- Create a team: Enter a name for your team and set a fundraising goal. You can also update your teams headline. Once complete click "create team". Answer the three team questions and then click "register". You will then be taken to the next screen to select your registration types and finish registration.


HOW TO CREATE OR JOIN A TEAM CONT.

Please follow these steps to create a team once you have already registered!

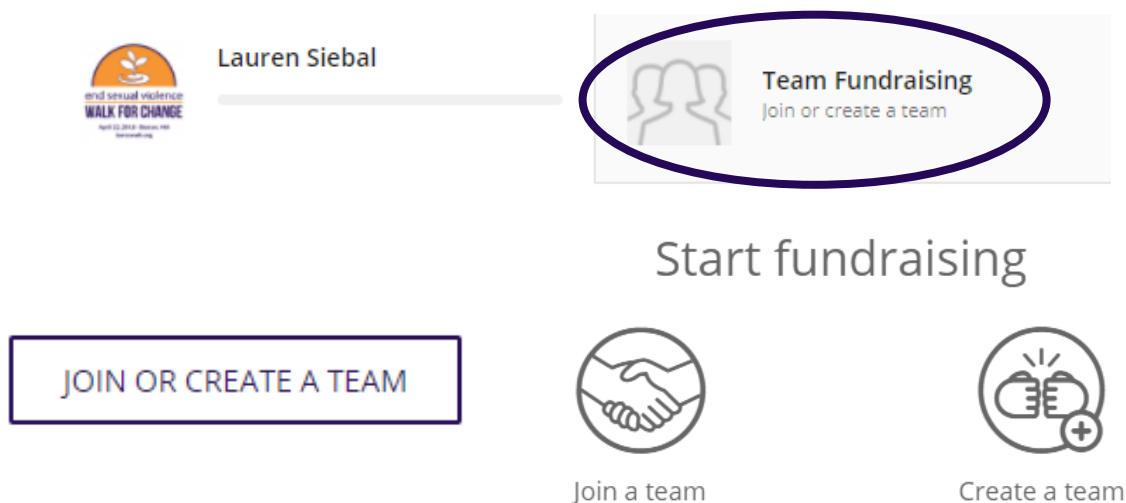
1. Visit the official Walk for Change website at barccwalk.org
2. On the top right of the website click "Login".



3. Enter your login information.
4. Once logged in to your fundraising page select the overview tab from the navigation menu:



5. Scroll down and select the "Team Fundraising" tab. This option is listed next to your personal fundraising tab. Then select "Join or Create a Team".



- Join a team: enter the name of the team you would like to join and the options will appear. Then simply click the team you would like to join, you are now a member of that team!
- Create a team: Enter a name for your team and set a fundraising goal. You can also update your teams headline and short URL if you would like. Once complete click "create team". You will then have the option to choose a team photo and answer the three team questions. Click "Finish" when you are done and your team will be created!