



How to Increase Your Fundraising Goal

Increasing your fundraising goal is quick and easy, just follow these steps:

1. Visit the official Walk for Change website at barccwalk.org
2. On the top right of the website click "Login"



3. Enter your login information and click "Login".

Log in

[Continue with Facebook](#)

Or use your email

Email *

Enter your email address

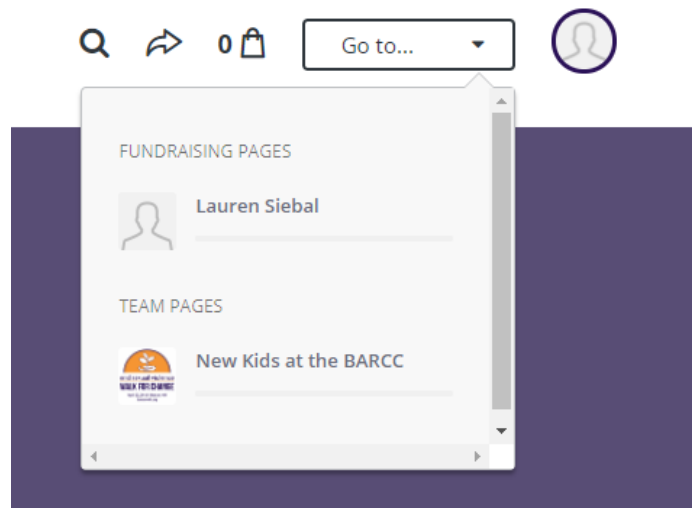
Password *

Enter your password [Show](#)

Remember me [Forgot password?](#)

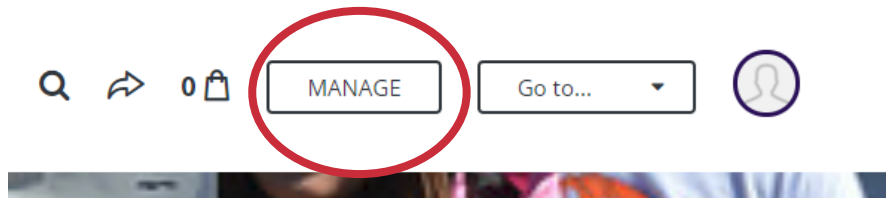
[LOG IN](#)

4. On the top right select "Go to..." and then click on your fundraising page.

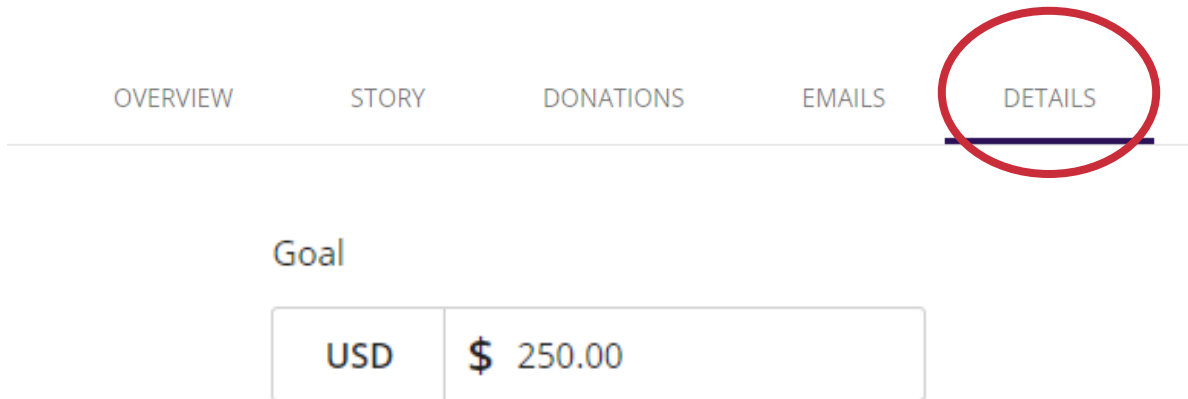


Fundraising Goal Cont.

5. On the top right select "Manage".



6. Select the "Details" option on the main navigation bar and scroll down to the goal option.



7. Update your goal by typing in the amount you would like to change it to. Then click "Save" at the bottom of the page and you are all set!

