




# HOW TO INCREASE YOUR FUNDRAISING GOAL

Increasing your fundraising goal is quick and easy, just follow these steps:

1. Visit the official Walk for Change website at [barccwalk.org](http://barccwalk.org).
2. On the top right of the website, click “Login”.



3. Enter your login information and click “Login”.

Log in

[Continue with Facebook](#)

Or use your email

Email \*

Enter your email address

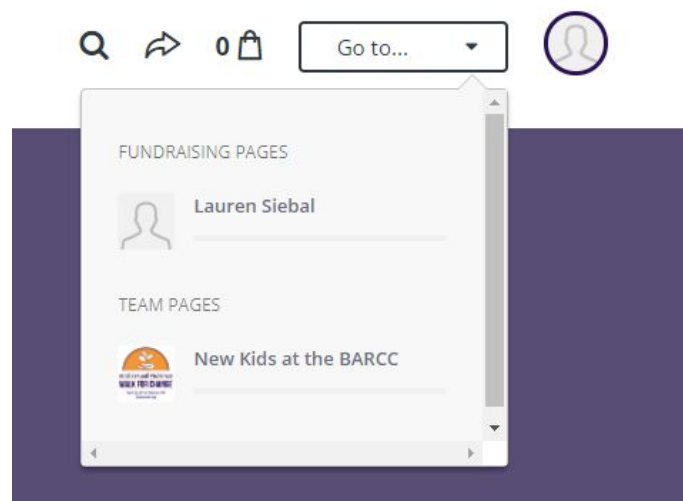
Password \*

Enter your password  Show

Remember me [Forgot password?](#)

[LOG IN](#)

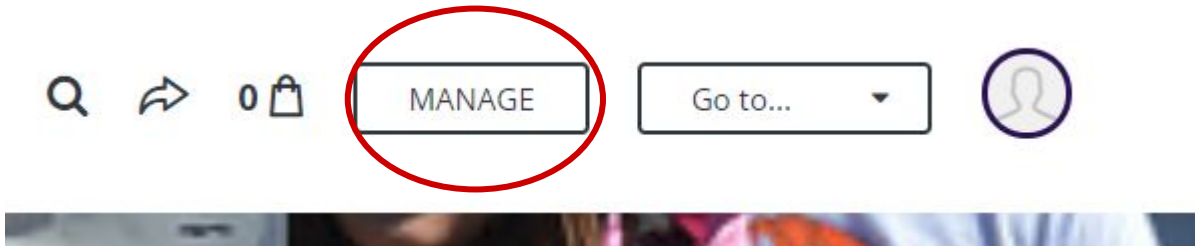
4. On the top right, select “Go to...” and then click on your fundraising page.



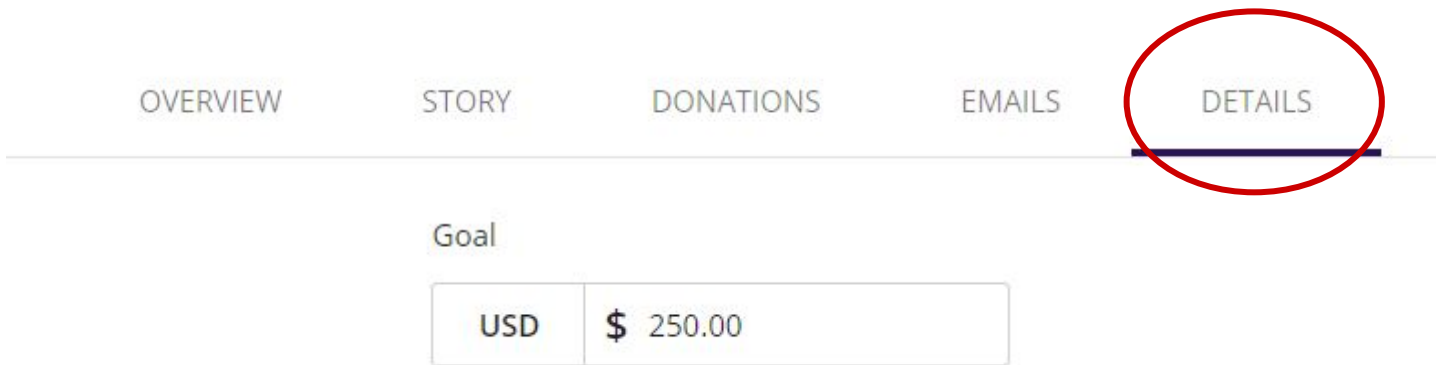


# HOW TO INCREASE YOUR FUNDRAISING GOAL

5. On the top right, select “Manage”.



6. Select the “Details” option on the main navigation bar and scroll down to the goal option.



7. Update your goal by typing in the amount you would like to change it to. Then click “Save” at the bottom of the page and you are all set!

