




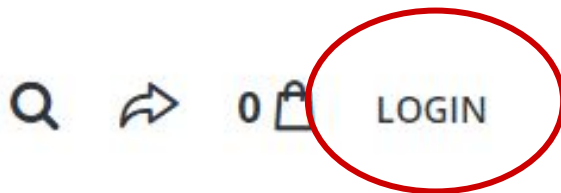
HOW TO UPDATE YOUR FUNDRAISING PAGE

Updating your fundraising page is quick and easy! Just follow these steps:

1. Visit the official Walk for Change website at barccwalk.org.
2. On the top right of the website, click “Login”.



3. Click the “Login” button on the top right of the Classy page. Enter your login information and click “Login”.



Log in

f Continue with Facebook

Or use your email

Email *

Enter your email address

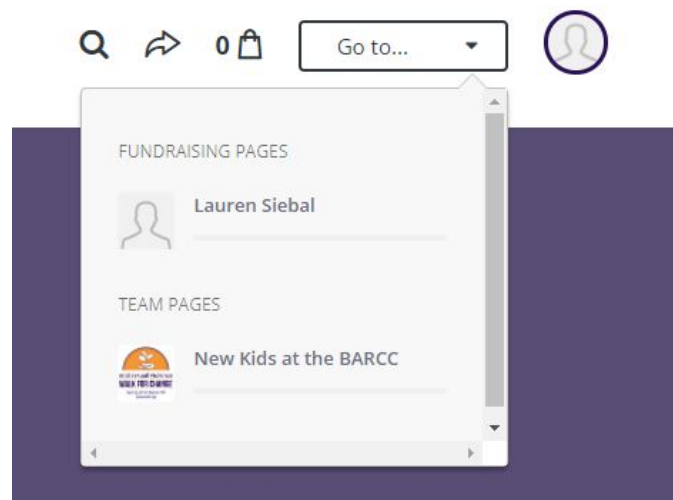
Password *

Enter your password Show

Remember me [Forgot password?](#)

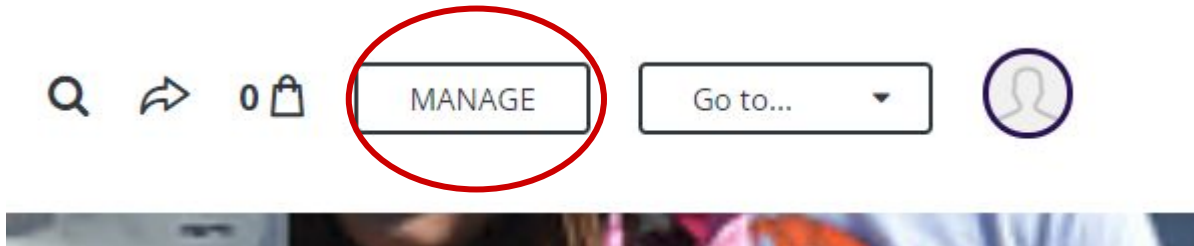
LOG IN

4. Once logged in, on the top right, select “Go to...” and then click on your fundraising page.

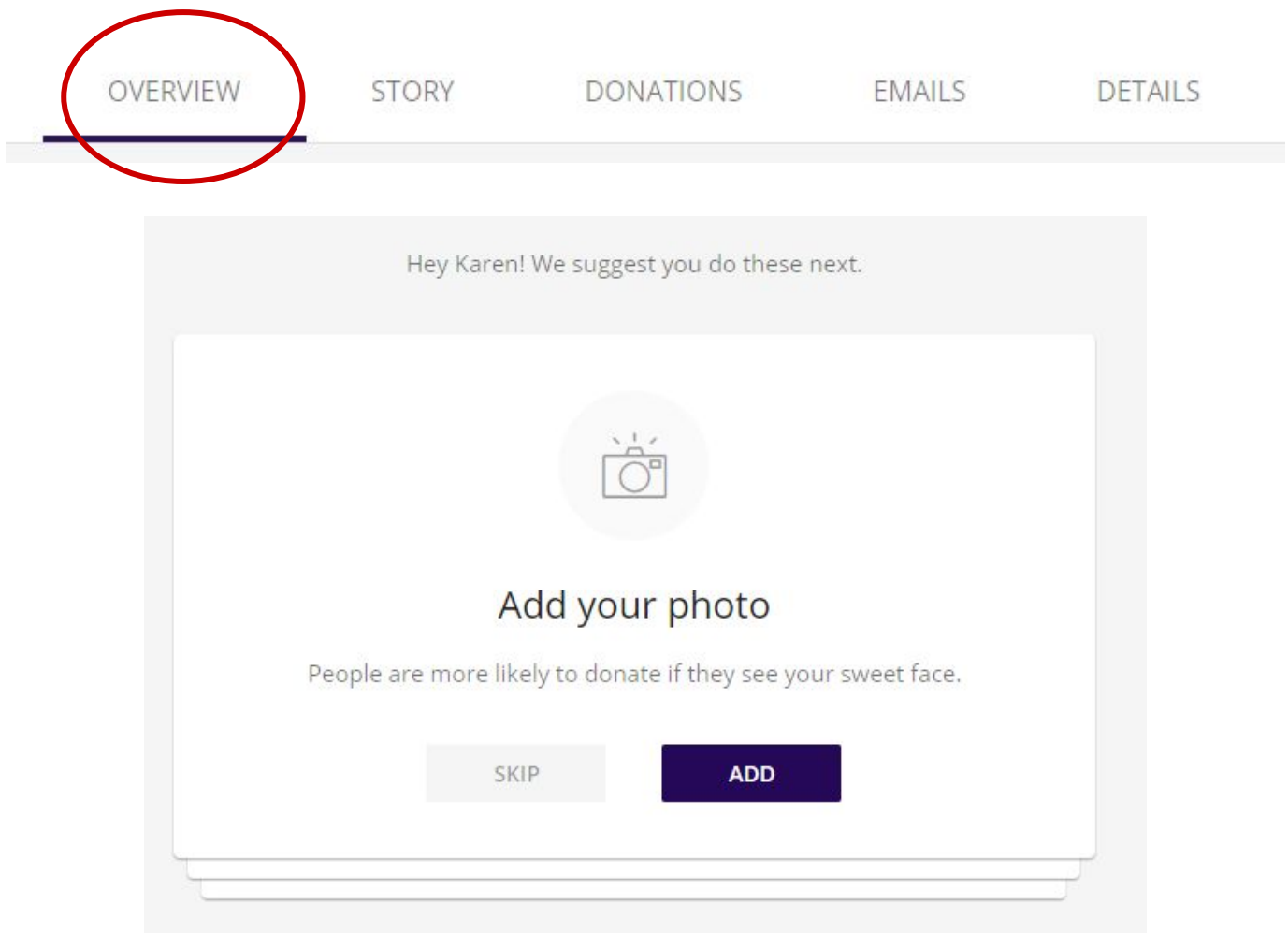


HOW TO UPDATE YOUR FUNDRAISING PAGE

5. On the top right of your fundraising page, select “Manage”.



6. If this your first time accessing your fundraising page, the “Overview” tab will guide you through some suggested steps to update your page.







end sexual violence
WALK FOR CHANGE

HOW TO UPDATE YOUR FUNDRAISING PAGE

7. To edit the details on your fundraising page, select the “Details” tab. Here, you can update your picture, nickname, page headline, and goal. You can also opt in or out of fundraiser notifications.

OVERVIEW STORY DONATIONS EMAILS **DETAILS**

 Edit your details



end sexual violence
WALK FOR CHANGE
barccwalk.org

Your Picture
For best quality, use a 300 x 300 px image

UPLOAD

Fundraiser Nickname *

Page Headline *

59/255

[Reset campaign headline](#)

Goal

USD	\$ 250.00
-----	-----------

Fundraiser Notifications

Note: If you have any additional teams or fundraising pages for this campaign, these settings will also apply to those pages.

- Comments on my fundraising page
- Donations on my fundraising page
- Encouragement emails (% of goal reached, \$ amount raised, etc.)

SAVE CHANGES



end sexual violence
WALK FOR CHANGE

HOW TO UPDATE YOUR FUNDRAISING PAGE

8. If you want to update the story on your page, select "Story". You can make your edits in the text box below.

OVERVIEW

STORY

DONATIONS

EMAILS

DETAILS

STORY

UPDATES



Personalize your story

This is the default story behind our campaign, but you can make it your own. Add photos, video, and text to tell people why you are fundraising!

Thanks for visiting my fundraising page!

I am proud to be walking in support of the Boston Area Rape Crisis Center and the incredible free services they provide to survivors of sexual assault and their loved ones. I hope you will help me reach my goal by donating to this important cause today.

Your donations make it possible for BARCC to continue offering their incredible and compassionate services FREE OF CHARGE to survivors, their families, and the community.

With sexual violence being so heavily covered in the media, BARCC is seeing exponential increases in requests for all of their free services. This makes your support more powerful now than ever before.

The Impact of YOUR Donation:

- \$25 trains two people to stop sexual violence before it happens.
- \$45 allows a survivor to receive crisis support on our 24-hour hotline.
- \$60 provides legal support for a survivor seeking justice.
- \$300 gives a survivor emotional support in the emergency room immediately following an assault.
- \$650 covers the security deposit on a new apartment for a survivor fleeing for safety.
- \$1,200 stocks BARCC's pantry for hungry clients for one year.
- \$3,000 provides 40 hours of rape crisis training to prepare 20 BARCC volunteers to support survivors.

Making a donation is easy and secure - simply click the "Donate" button!

B I U T | [Image icons for text formatting]

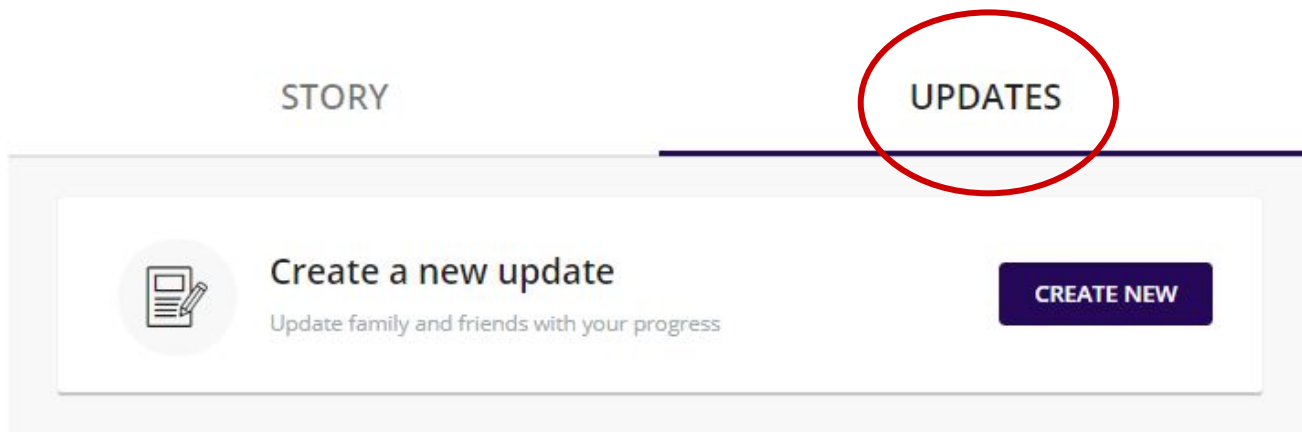
[Reset story](#)

SAVE



HOW TO UPDATE YOUR FUNDRAISING PAGE

9. To post an individual update that will be shared with your donors, select “Updates” and click on “Create a new update”.



10. Once you’ve made any changes, click “Save” at the bottom of the page and you are all set!

11. To post a link to your fundraising page on your social media accounts, click on the social media links at the top of your fundraiser page. Another window will open and you will be prompted to log into your account.

